



# Gender Pay Gap Report

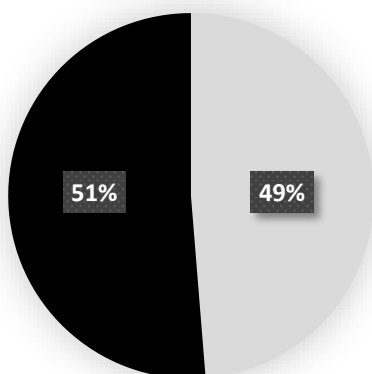
	Mean	Median
Difference in hourly rate %	2.32	0.27
Difference in bonus pay %	0.00	0.00
Who received bonus pay	No one	No one

## Pay quartiles

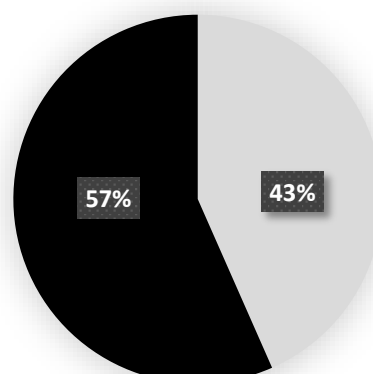
What percentage of men and women are in each of the employer's payroll quartiles.



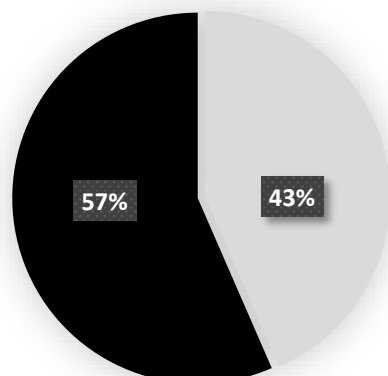
Upper Quartile



Upper Middle Quartile



Lower Middle Quartile



Lower Quartile

