



Gender Pay Gap Report

	Mean	Median
Difference in hourly rate %	2.14	1.00
Difference in bonus pay %	0.00	0.00
Who received bonus pay	No one	No one

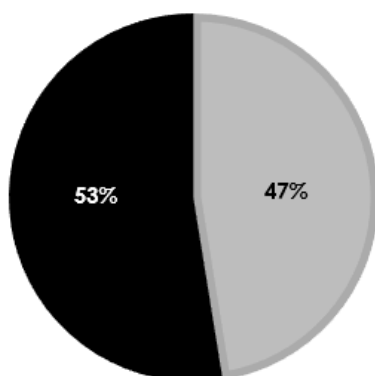
Pay quartiles

The percentage of men and women in each of the employer's payroll quartiles.



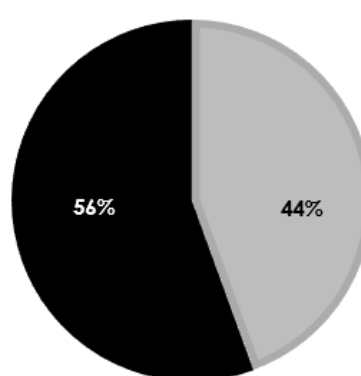
UPPER QUARTILE

■ Men ■ Women



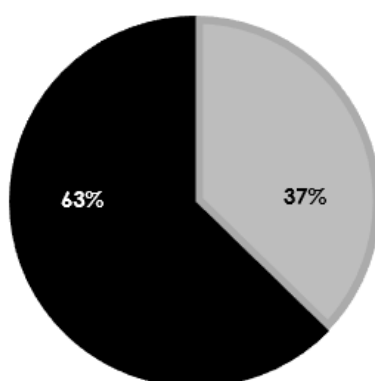
UPPER MIDDLE QUARTILE

■ Men ■ Women



LOWER MIDDLE QUARTILE

■ Men ■ Women



LOWER QUARTILE

■ Men ■ Women

